


Ferronato® SMBH-1 Magnetic system for Metrology



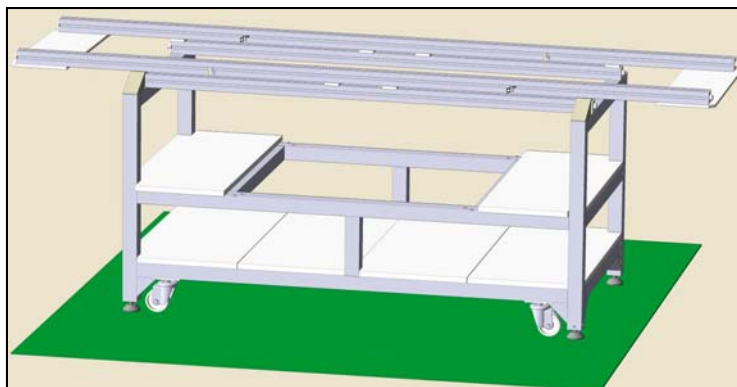
Depicted with BH508-M and BH230-M coils.

Composed by:

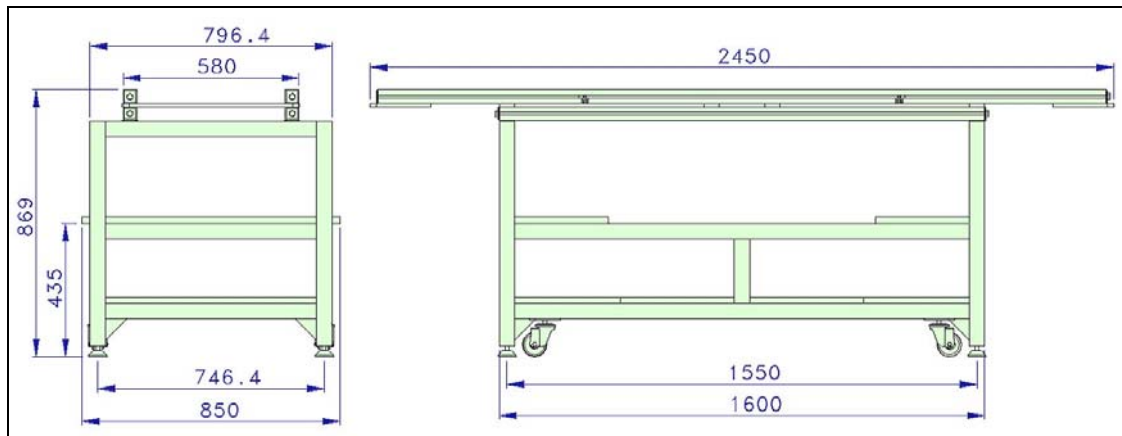
- **BH1300-DUTST-M1** - Rugged but lightweight structure in aluminium.
- **BH1300-3-A/C** - Our standard set of 1300 mm in nominal diameter. In here purposed to Earth's local field cancellation. Also capable to generate AC field.
- **BH508-M** - Optional. Calibration Helmholtz coil, of 508 mm in nominal diameter. Maximum field: 2.1 mT steady way. DC and AC operation.
- **BH230-M** - Optional. Calibration Helmholtz coil, of 230 mm in mean nominal diameter. Maximum field 20 mT DC steady way. Includes an auxiliary pair to improve field homogeneity.
- **BH156-HP-B** - Optional. Calibration Helmholtz coil, of 156 mm in mean nominal diameter. Maximum field: 38 mT DC steady way, or >50 mT steady way if cooled with two fans.

NOTE: Detailed coils specifications are provided in separated documents

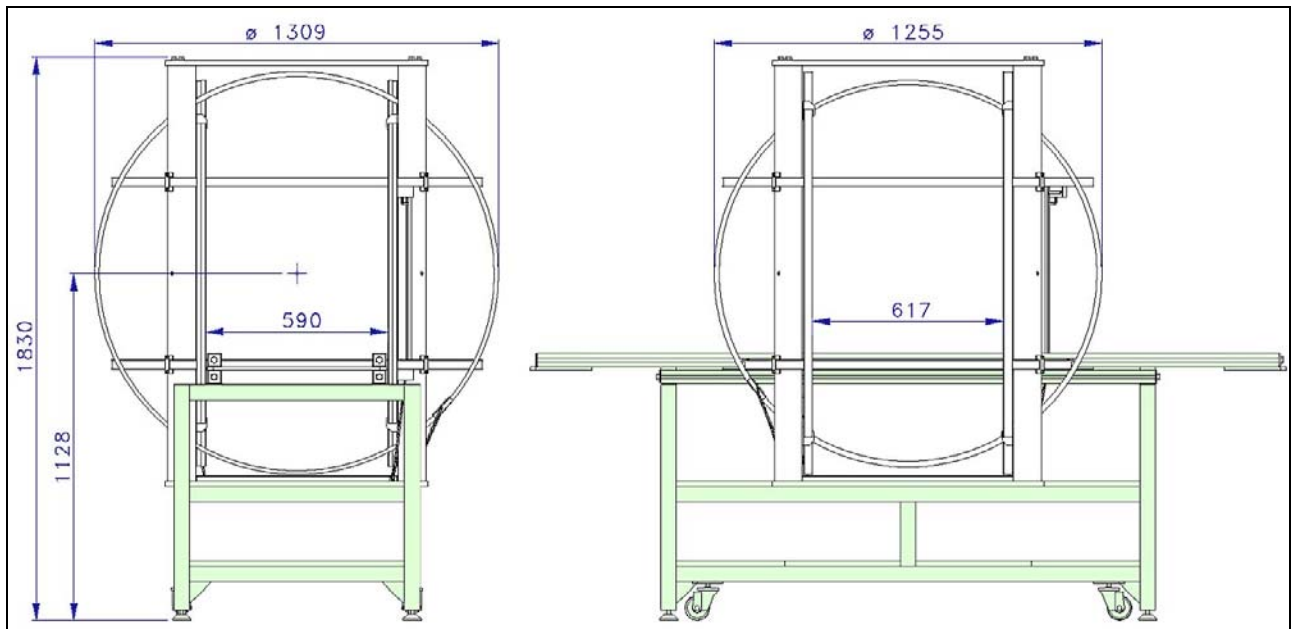
The BH1300-DUTST-M1



- Purposed to mount a set Ferronato BH1300-3-A, or C, for local field cancellation, as well as the calibration coils.
- Its rails allow sliding easily heavy coils inwards or outwards.
- Fully made in aluminium alloy and other non-magnetic materials. Structure in square tube welded with TIG. Rails in structural profile of high strength, reinforced with a second underneath profile. Boards in foamed PVC to be used as tables or shelves.
- With castors to move the set in the building and feet to fix and level the system.
- The rails are supplied dismantled, to facilitate transportation and coils assembly.
- Supplied with Assembly Instructions.
- Weight: 57 kg.
- Load capacity: 300 kg.



Main dimensions of BH1300-DUTST-M1. In mm.



Main dimensions with the BH1300-3-A/C.

- These specifications are subject to minor modifications in future -

